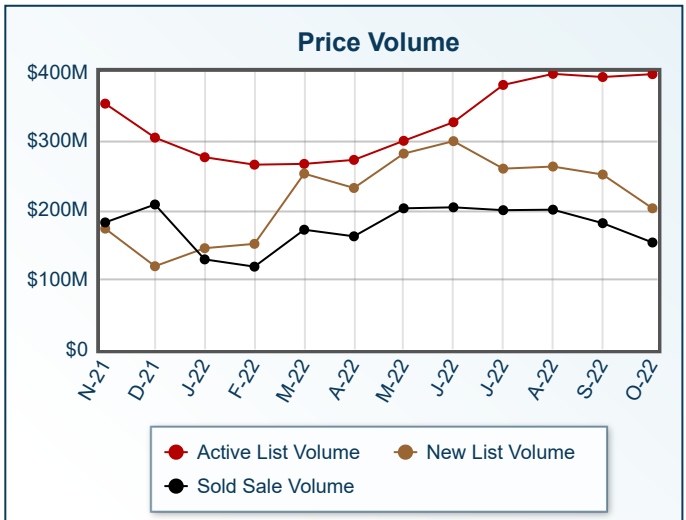
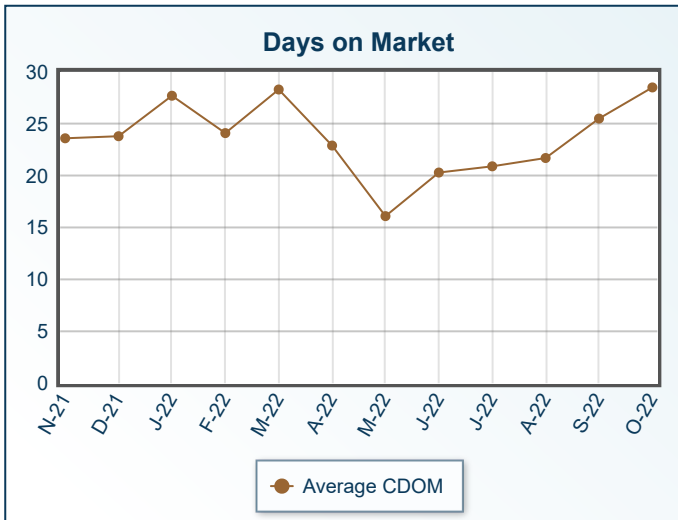
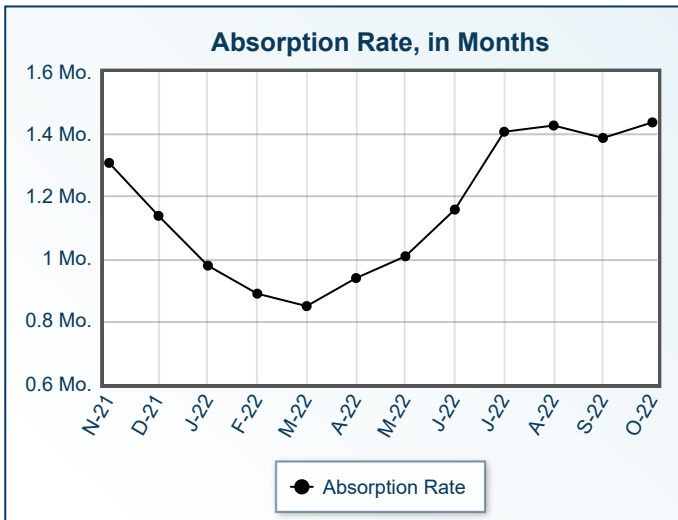
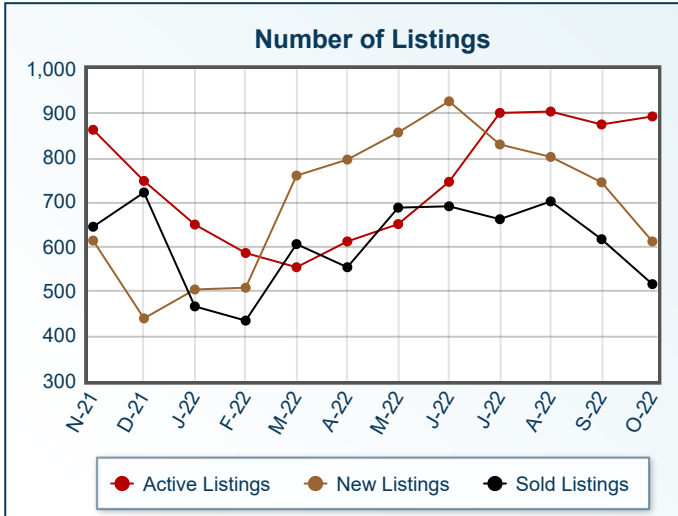


Market Summary

Residential, October 2022



Summary Statistics						
	Oct-22	Oct-21	% Chg	2022 YTD	2021 YTD	% Chg
Absorption Rate	1.44	1.4	2.86	1.15	1.1	4.55
Average List Price	\$443,732	\$411,068	7.95	\$327,641	\$294,646	11.20
Median List Price	\$359,900	\$299,900	20.01	\$269,000	\$240,000	12.08
Average Sale Price	\$297,838	\$266,211	11.88	\$290,891	\$259,805	11.97
Median Sale Price	\$257,000	\$228,000	12.72	\$250,000	\$229,700	8.84
Average CDOM	28	16	75.00	23	22	4.55
Median CDOM	6	4	50.00	4	3	33.33

	Sold Listings						Pending Listings						
	This Month			Year to Date			This Month			Year to Date			
	2022	2021	% Chg	2022	2021	% Chg	2022	2021	% Chg	2022	2021	% Chg	
0-29,999	0	1	-100.0	21	22	-4.5	0-29,999	0	2	-100.0	15	21	-28.6
30,000-39,999	3	3	0.0	27	22	22.7	30,000-39,999	1	2	-50.0	25	19	31.6
40,000-49,999	1	1	0.0	26	37	-29.7	40,000-49,999	0	2	-100.0	26	35	-25.7
50,000-59,999	7	2	250.0	38	45	-15.6	50,000-59,999	4	3	33.3	31	42	-26.2
60,000-69,999	6	8	-25.0	51	51	0.0	60,000-69,999	1	5	-80.0	44	49	-10.2
70,000-79,999	4	3	33.3	41	56	-26.8	70,000-79,999	4	6	-33.3	59	47	25.5
80,000-89,999	2	4	-50.0	45	82	-45.1	80,000-89,999	10	3	233.3	51	75	-32.0
90,000-99,999	2	11	-81.8	52	105	-50.5	90,000-99,999	3	10	-70.0	52	109	-52.3
100,000-119,999	10	24	-58.3	126	264	-52.3	100,000-119,999	8	19	-57.9	145	247	-41.3
120,000-139,999	14	32	-56.2	267	326	-18.1	120,000-139,999	17	40	-57.5	270	367	-26.4
140,000-159,999	25	43	-41.9	333	488	-31.8	140,000-159,999	28	50	-44.0	338	511	-33.9
160,000-179,999	39	65	-40.0	381	538	-29.2	160,000-179,999	36	73	-50.7	422	597	-29.3
180,000-199,999	35	59	-40.7	410	549	-25.3	180,000-199,999	40	53	-24.5	497	572	-13.1
200,000-249,999	102	120	-15.0	1117	1127	-0.9	200,000-249,999	78	112	-30.4	1028	1117	-8.0
250,000-299,999	75	101	-25.7	837	1003	-16.6	250,000-299,999	57	102	-44.1	904	1054	-14.2
300,000-399,999	104	97	7.2	1098	1006	9.1	300,000-399,999	105	94	11.7	1126	1042	8.1
400,000-499,999	35	47	-25.5	494	442	11.8	400,000-499,999	36	41	-12.2	497	473	5.1
500,000+	53	48	10.4	582	409	42.3	500,000+	55	54	1.9	609	477	27.7
Totals	517	669	-22.7	5946	6572	-9.5	Totals	483	671	-28.0	6139	6854	-10.4

	Active Listings						New Listings						
	This Month			Year to Date			This Month			Year to Date			
	2022	2021	% Chg	2022	2021	% Chg	2022	2021	% Chg	2022	2021	% Chg	
0-29,999	0	4	-100.0	22	26	-15.4	0-29,999	1	2	-50.0	18	22	-18.2
30,000-39,999	1	3	-66.7	32	28	14.3	30,000-39,999	2	3	-33.3	26	23	13.0
40,000-49,999	3	3	0.0	31	42	-26.2	40,000-49,999	1	1	0.0	31	38	-18.4
50,000-59,999	5	7	-28.6	48	57	-15.8	50,000-59,999	6	5	20.0	41	53	-22.6
60,000-69,999	3	4	-25.0	53	62	-14.5	60,000-69,999	0	7	-100.0	48	51	-5.9
70,000-79,999	6	12	-50.0	78	69	13.0	70,000-79,999	7	5	40.0	68	60	13.3
80,000-89,999	9	11	-18.2	71	98	-27.6	80,000-89,999	5	5	0.0	60	87	-31.0
90,000-99,999	6	18	-66.7	67	140	-52.1	90,000-99,999	4	9	-55.6	61	124	-50.8
100,000-119,999	8	20	-60.0	186	305	-39.0	100,000-119,999	11	23	-52.2	161	272	-40.8
120,000-139,999	15	35	-57.1	310	465	-33.3	120,000-139,999	23	48	-52.1	287	420	-31.7
140,000-159,999	24	61	-60.7	392	641	-38.8	140,000-159,999	22	54	-59.3	358	595	-39.8
160,000-179,999	36	40	-10.0	503	703	-28.4	160,000-179,999	42	78	-46.2	474	653	-27.4
180,000-199,999	44	37	18.9	612	690	-11.3	180,000-199,999	54	85	-36.5	577	645	-10.5
200,000-249,999	84	97	-13.4	1199	1341	-10.6	200,000-249,999	76	128	-40.6	1140	1261	-9.6
250,000-299,999	96	122	-21.3	1102	1287	-14.4	250,000-299,999	77	111	-30.6	1048	1182	-11.3
300,000-399,999	189	144	31.3	1480	1323	11.9	300,000-399,999	145	127	14.2	1377	1237	11.3
400,000-499,999	109	90	21.1	721	669	7.8	400,000-499,999	57	62	-8.1	643	598	7.5
500,000+	256	232	10.3	1105	927	19.2	500,000+	80	78	2.6	933	813	14.8
Totals	894	940	-4.9	8012	8873	-9.7	Totals	613	831	-26.2	7351	8134	-9.6